



Phonak Vitus+ ITE-312 (M)

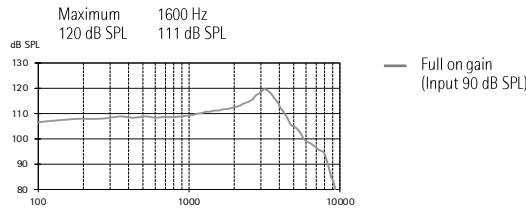
Compact custom product, battery size 312. For fitting range, product details and available options, please see Product Information or visit www.phonakpro.com.

Unless otherwise specified, all data obtained are measured with 5 mm tubing and Phonak Target measurement settings.

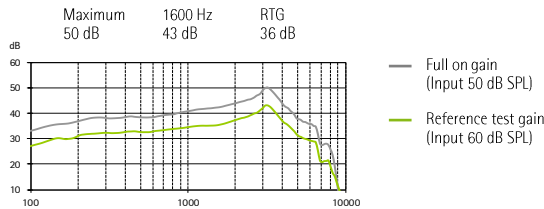
Ear simulator data

IEC 60118-0: 1994

Output sound pressure level

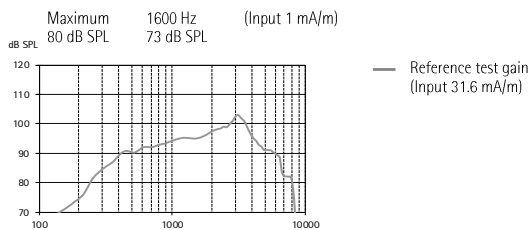


Acoustic gain



Frequency range	<100 Hz - 8000 Hz		
Total harmonic distortion	500 Hz	800 Hz	1600 Hz
	2%	2.5%	2%
Battery current	Quiescent	Working	
	1.1 mA	1.2 mA	
Equivalent input noise level	19 dB SPL		

Induction coil sensitivity

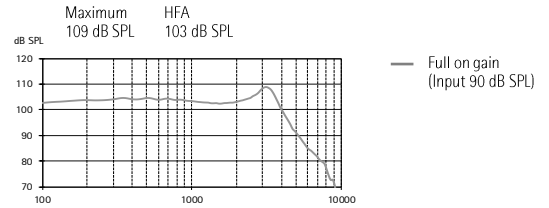


2cm³ coupler data

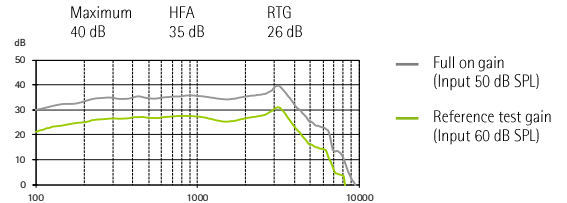
ANSI/ASA S3.22-2014

IEC 60118-0: 2015

Output sound pressure level

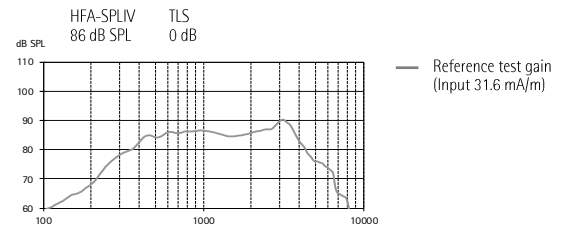


Acoustic gain



Frequency range	<100 Hz - 7000 Hz		
Total harmonic distortion	500 Hz	800 Hz	1600 Hz
	1%	1.5%	1%
Battery current	Quiescent	Working	
	1.1 mA	1.2 mA	
Equivalent input noise level	19 dB SPL		

Induction coil sensitivity





Technical Data

Phonak Vitus+

Phonak Vitus+ ITE-312 (P)

Compact custom product, battery size 312. For fitting range, product details and available options, please see **Product Information** or visit www.phonakpro.com.

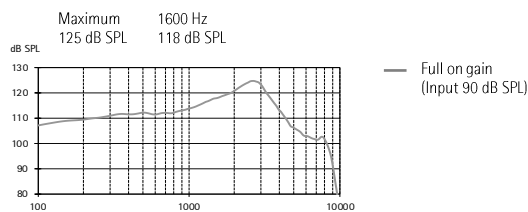
Unless otherwise specified, all data obtained are measured with 5 mm tubing and Phonak Target measurement settings.

Using pure tone measurements with a digital hearing instrument can result in a wavy frequency response. This is an artifact resulting from the use of a narrowband input signal and does not affect the actual performance with naturally occurring broadband input signals.

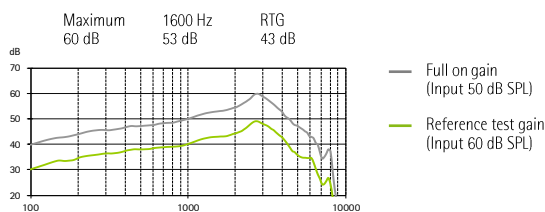
Ear simulator data

IEC 60118-0: 1994

Output sound pressure level

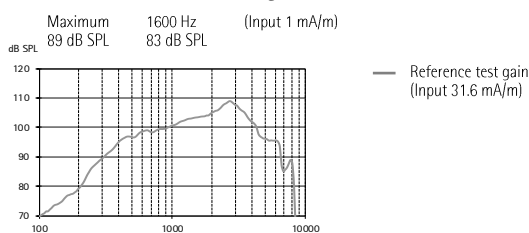


Acoustic gain



Frequency range	<100 Hz - 6800 Hz		
Total harmonic distortion	500 Hz	800 Hz	1600 Hz
	1%	2%	1%
Battery current	Quiescent	Working	
	1 mA	1.1 mA	
Equivalent input noise level	19 dB SPL		

Induction coil sensitivity

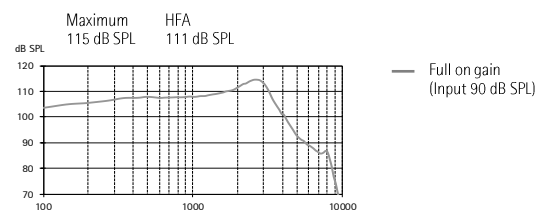


2cm³ coupler data

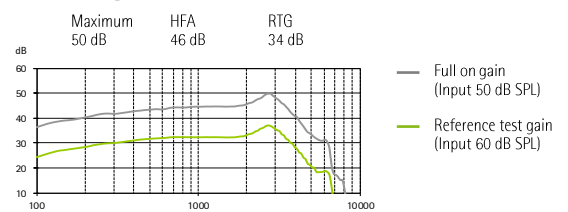
ANSI/ASA S3.22-2014

IEC 60118-0: 2015

Output sound pressure level

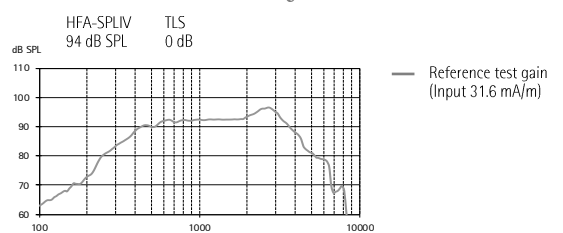


Acoustic gain



Frequency range	<100 Hz - 6700 Hz		
Total harmonic distortion	500 Hz	800 Hz	1600 Hz
	1%	1%	1%
Battery current	Quiescent	Working	
	1.1 mA	1.2 mA	
Equivalent input noise level	19 dB SPL		

Induction coil sensitivity



PHONAK



Technical Data

Phonak Vitus+

Phonak Vitus+ ITE-312 (SP)

Compact custom product, battery size 312. For fitting range, product details and available options, please see Product Information or visit www.phonakpro.com.

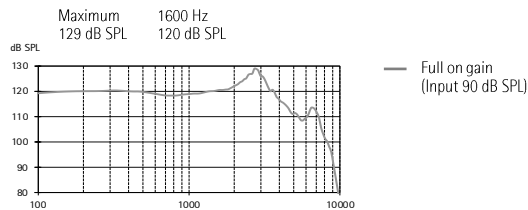
Unless otherwise specified, all data obtained are measured with 5 mm tubing and Phonak Target measurement settings.

Using pure tone measurements with a digital hearing instrument can result in a wavy frequency response. This is an artifact resulting from the use of a narrowband input signal and does not affect the actual performance with naturally occurring broadband input signals.

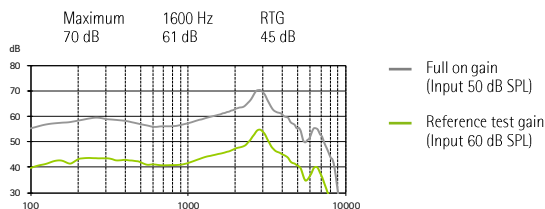
Ear simulator data

IEC 60118-0: 1994

Output sound pressure level

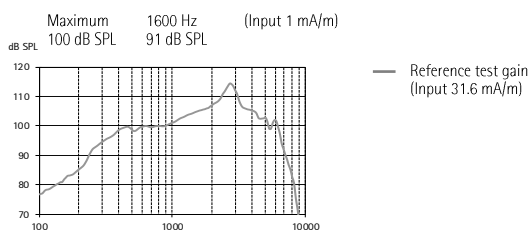


Acoustic gain



Frequency range	<100 Hz - 7700 Hz		
Total harmonic distortion	500 Hz	800 Hz	1600 Hz
	1%	1.5%	1%
Battery current	Quiescent	Working	
	1.1 mA	1.2 mA	
Equivalent input noise level	19 dB SPL		

Induction coil sensitivity

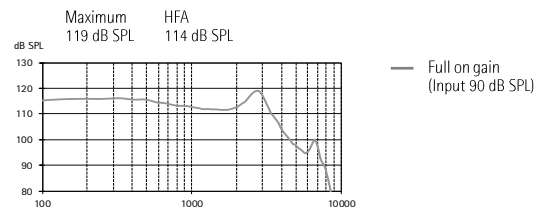


2cm³ coupler data

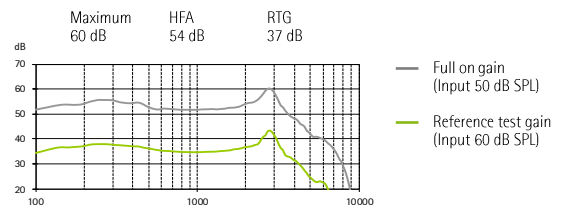
ANSI/ASA S3.22-2014

IEC 60118-0: 2015

Output sound pressure level

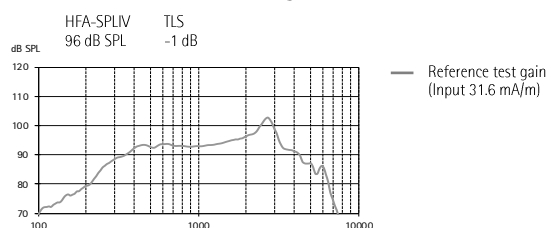


Acoustic gain



Frequency range	<100 Hz - 7000 Hz		
Total harmonic distortion	500 Hz	800 Hz	1600 Hz
	1%	1%	1%
Battery current	1.2 mA		
Equivalent input noise level	19 dB SPL		

Induction coil sensitivity



PHONAK



Technical Data

Phonak Vitus+

Phonak Vitus+ ITE-312 (UP)

Compact custom product, battery size 312. For fitting range, product details and available options, please see Product Information or visit www.phonakpro.com.

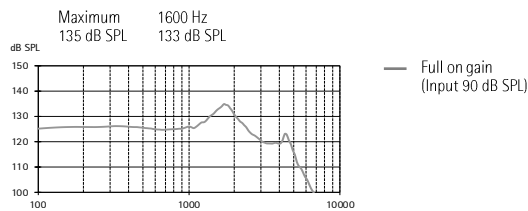


Warning to hearing care professionals: This hearing instrument has an output sound pressure level that can exceed 132 dB SPL. Special care should be taken when fitting this instrument as there is a risk of impairing the residual hearing of the user.

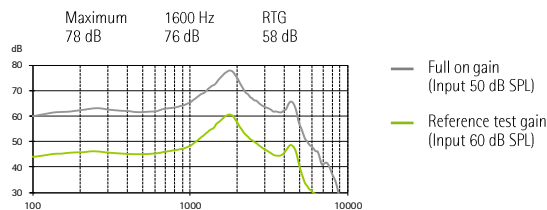
Ear simulator data

IEC 60118-0: 1994

Output sound pressure level

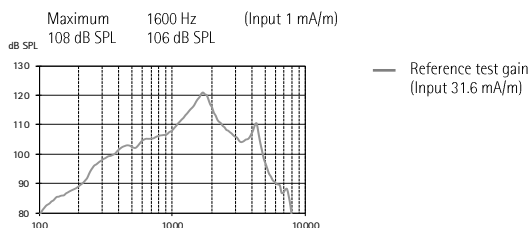


Acoustic gain



Frequency range	<100 Hz - 5000 Hz
Total harmonic distortion	500 Hz 800 Hz 1600 Hz 1% 1.5% 1%
Battery current	Quiescent Working 1.1 mA 1.2 mA
Equivalent input noise level	19 dB SPL

Induction coil sensitivity



Using pure tone measurements with a digital hearing instrument can result in a wavy frequency response. This is an artifact resulting from the use of a narrowband input signal and does not affect the actual performance with naturally occurring broadband input signals.

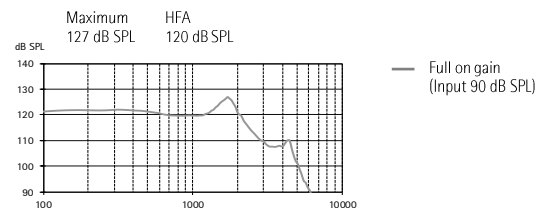
Unless otherwise specified, all data obtained are measured with 5 mm tubing and Phonak Target measurement settings.

2cm³ coupler data

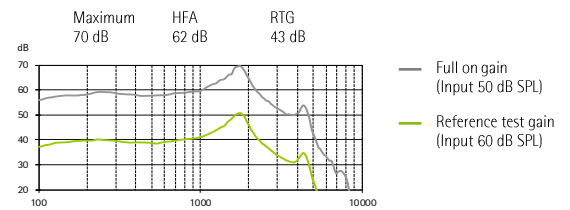
ANSI/ASA S3.22-2014

IEC 60118-0: 2015

Output sound pressure level

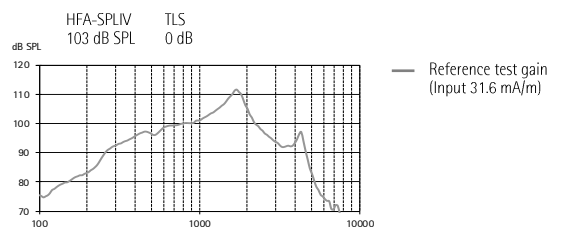


Acoustic gain



Frequency range	<100 Hz - 5200 Hz
Total harmonic distortion	500 Hz 800 Hz 1600 Hz 1% 1% 1%
Battery current	Quiescent Working 1.1 mA 1.2 mA
Equivalent input noise level	19 dB SPL

Induction coil sensitivity



PHONAK